

SILENT DRILL  
MARINE BARRACKS  
WASH D.C



SHHHHH

DRILL TEAM  
SILENT DRILL

STARTING POSITION - PLATOON ON LINE, (4"-40"), WEAPONS AT ORDER ARMS,  
BAYONETS FIXED.

TO COMMENCE DRILL - Platoon Commander gives forward march, all squads  
bang butts and first squad takes first step in  
drill.

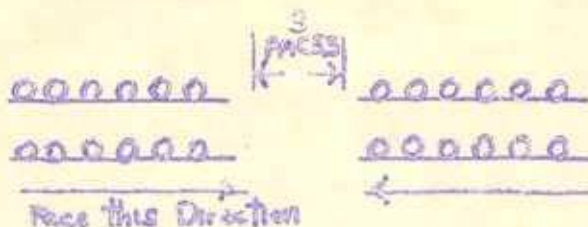
- STEP 1. First Squad does PENDULUM MANUAL from order to left shoulder,  
halts four-one, two.
2. First Squad comes down to order and all squads bang butts  
again.
  3. Second Squad repeats above sequence with First Squad.
  4. First and Second Squads come down to the order and all Squads  
bang butts.
  5. Third Squad repeats PENDULUM MANUAL with First and Second  
Squads, halting four-one, two.
  6. All Squads come to order and bang butts. All squads step  
off doing queer right, quick left manual; halt four-one, two.
  7. All Squads do a squads left.
  8. Continuing to march to the front two steps, on third step  
start slow MANUAL halting five-one, two.
  9. All Squads do a squads right, halting five-one, two.
  10. All Squads come to order arms. In each Squad all No. 1 men  
take 3 right steps. All No. 2 men take 2 right steps. All  
No. 3 men take 2 left steps and all No. 4 men take 3 left  
steps.
  11. Everyone taps their butts and comes to port arms.
  12. All No. 1 men front rank do a full left and a half left.  
All No. 2 men front rank do a full right and half right.  
All No. 3 men front rank do a full left and a half left.  
All No. 4 men front rank do a full right and a half right.  
All No. 1 and 3 men rear rank do a full left and half right.  
All No. 2 and 4 men rear rank do a full right and a half right.

DRILL TEAM  
SILENT DRILL

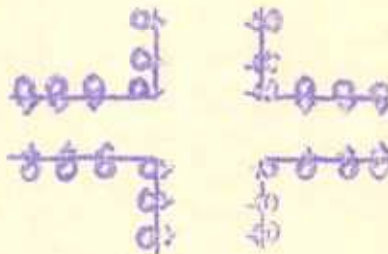
- STEP 13. All men do a step face, halting one-two. Go into left shoulder and commence COSTIC MANUAL. End COSTIC MANUAL. Come down to the order, tap butts, do a step face and halt one-two. Commence 4 man EXCHANGE. At the conclusion of the 4 man EXCHANGE, All men are at port arms. All men do the converse of step No. 12. Now all men do the converse of step No. 10.
14. Now, all men go to left shoulder and return to port arms. All No. 1 and 2 men front and rear rank Second Squad do a right and left face.
- All No. 3 and 4 men front and rear rank Second Squad do a left and right face.
- All members of the First Squad do 2 right faces.
- All members of the Third Squad do a left face and a right face.
15. The Second Squad marks time and halts 10 one-two. The First Squad marches to the front 6 steps on counts 7 and 8 they do a step face mark time 9, 10, and halt 10 one-two.
16. At this time all men go to the left shoulder and return to port arms.
17. The First Squad and the 1 and 2 men front and rear rank of Second Squad Execute two right steps.
- The Third Squad and the 3 and 4 men front and rear rank of the Second Squad Execute two left steps.
18. The First Squad and the 1 and 2 men front and rear rank of the Second Squad do a left face. The remainder of the Platoon does a right face.
19. Extending into two man EXCHANGE. Refer to diagrams on Page 3.

DRILL TEAM  
SILENT DRILL


The Platoon should look like this in step 18.




The Platoon should look like this after they have marched and halted 3 one-two and completed a right or left face.




After the two man exchange they face in the direction of the arrow and march out into a platoon on line doing to the rear on 5-6 halting 10 one-two.



After halting 10 one-two they should look like this. Now the First Squad and the 1 and 2 men front and rear rank of the Second Squad face right. The rest of the platoon faces left.



They should now look like this.




THE PLATOON IS NOW AT PORT ARMS

STEP 20. Now everyone goes to left shoulder and back to port arms. The whole front rank marks time for two counts stepping out-----on count 3. On count 3 everyone goes to left shoulder. The whole rear rank on count 1 and 2 does a step face and on count 3 goes into left shoulder.

DRILL TEAM  
SILENT DRILL


1st Squad

Front rank does right turn on count 6 and on count 12 step out. Individuals take normal interval between each other, Extending outboard, come to port arms on 17-18 and do to the rear on 19-20 and halt 20 one-two. Rear rank does left turn and follows same sequence as front rank.




2nd Squad

Both ranks march in direction they are facing and extend outboard to normal interval. Do to the rear on 13-14 and come to port arms mark time 17-18, and halt 20 one-two.



3rd Squad

Front rank does same sequence as rear rank 1st Squad and rear rank does same sequence as front rank 1st Squad.



All Squads go into left shoulder then back to right shoulder.

STEP 20. All ranks march towards each other on new count of 1, which is first movement of SEQUENCE MANUAL. Rifles are exchanged from order on count of 11. Rifles are put into left shoulder and back to right. All ranks do to the rear on 25-26 and step off with new count of 1, doing first movement of MARCHING MANUAL. Rifles are exchanged from secure position on count of 13. Rifles are again put into left shoulder then back to right. Do to the rear on 25-26 and halt 26 one-two.

21. All ranks step off on count of 1 and Execute first movement of left shoulder.
22. Go into left shoulder and back to port closing distance between individuals.
23. On count 7, First Squad front rank does left turn, steps off on 13, does to the rear on 17-18, marks time and halts 24 one-two.

DRILL TEAM  
SILENT DRILL

- STEP 23. Rear rank First Squad does right turn and assumes mark time on 17-18 and halts 24 one-two.
24. Both ranks Second Squad march in direction they are facing and front rank does to the rear on 17-18 and the rear rank picks up the mark time on 17-18, both ranks halt on 24 one-two.
25. Third Squad front rank follows same sequence as rear rank First Squad. Rear Rank follows same sequence as front rank First Squad.
26. The Platoon is now on line at port arms.
27. All Squads go into left shoulder and do Squads left and halt 5 one-two.
28. All Squads come to port arms.
29. 1 and 4 men of each squad takes two side steps outboard in opposite directions. 2 and 3 men take one side step outboard in opposite directions.
30. First Squad and rear rank of Second Squad Execute <sup>two</sup> right faces. Third Squad and front rank of Second Squad Execute one right face and a left face.
31. All Squads go into left shoulder and mark time two counts.
32. On new count of 1, all Squads start MARCHING MANUAL. Front rank of Third Squad and rear rank of First Squad march forward doing MARCHING MANUAL going into left shoulder on count of 11, slap side on 12 and on 13 turning heads towards center and on 15 doing right and left turning movements. First Squad doing left turn and Third Squad doing right turn, dressing right and left getting on line and halting 24 one-two.
33. On count of 7, rear rank of Third Squad and front rank of First Squad step off doing MARCHING MANUAL and following previously described sequence.
34. Second Squad does MARCHING MANUAL at mark time position, putting rifle into left shoulder on 11, slap side on 12 and turn heads on 13 and turning

DRILL TEAM  
SILENT DRILL

- STEP 36. All Squads slap sides and turn heads to front upon halting.
37. All Squads come to order and do half-right face.
38. First man starts double roll over and ends at port arms. Sequence is followed along line.
39. First man then starts again. Slaps rifle with left hand and does half-left face and goes into right shoulder.
40. Sequence is followed along line.
41. First man then does one-half toss in air catching the rifle at front hand-guard and then bringing rifle down and catching roll over-over left hand two and one-half times, catching roll at small of stock and balance of piece and putting rifle into right shoulder.
42. The Rifle Inspection is then conducted and as the inspecting NCO passes each man, the individual will execute order arms.
43. The Platoon is now on line and at order arms.
44. Platoon Leader then gives present arms and order arms.
45. All Squads come to order arms and bang butts and come to port arms.
46. All men in all ranks of all Squads take 2 steps inboard and close.
47. First Squad and rear rank of Second Squad do 2 left faces and go into left shoulder.
48. Third Squad and front rank of Second Squad do 2 right faces and go into left shoulder.
49. First Squad and rear rank of Second Squad execute right turn and step off on 7.
50. Third Squad and front rank of Second Squad execute left turn and step off on 7.
51. All ranks pick up mark time when 40 inch distance is picked up. The Third Squad and front rank Second Squad execute to the rear on 21-22, mark time and halt 24 one-two.
52. All Squads execute squad right and halt 5 one-two.

DRILL TEAM  
SILENT DRILL

- STEP 53. Platoon Leader gives squads right, then squads right again, then squads left about when on troop walk and gives command "Platoon". Platoon assumes mark time.
54. Platoon Leader gives Platoon halt and all Squads come to order arms and to parade rest.
55. The Platoon is now on the troop walk at parade rest and the drill is completed.



MANUALS AND EXCHANGES

1. ROCKING MANUAL FROM ORDER ARMS TO LEFT SHOULDER ARMS.
2. QUEER MANUAL.
3. QUICK MANUAL FROM ORDER ARMS TO RIGHT SHOULDER ARMS TO LEFT SHOULDER ARMS.
4. SLOW MANUAL FROM LEFT SHOULDER ARMS TO RIGHT SHOULDER ARMS.
5. COSTIC MANUAL FROM LEFT SHOULDER ARMS.
6. FOUR MAN EXCHANGE.
7. TWO MAN EXCHANGE.
8. MARCHING MANUAL.
9. SEQUENCE MANUAL.



